

Horologix



The place to come for all your Bulle and Eureka restoration parts.

Contact Peter Smith
Telephone 01454-880825
Or Mobile 07969-773480
Email peter_smith@horologix.com

Bulle Clock Serial Number 7495

*Restoration of Bulle Clock
Serial Number 7495*


Horologix



The place to come for all your Bulle and Eureka restoration parts.

Contact Peter Smith
Telephone 01454-880825
Or Mobile 07969-773480
Email peter_smith@horologix.com

Bulle Clock Serial Number 7495



Photos by kind permission of the owner.

The clock as delivered

Well this clock looks as though it's been through the wars although the dial looks to be OK.

It's immediately obvious that the majority of the hour hand is missing as is most of the pendulum rating nut. This looks as though it has had about half of the brass removed to reduce the weight and therefore increase the rate of the pendulum.

The cord around the coil casing is also missing.

The owner informs me that the case for this clock is a mahogany round top with bevelled glass as per s/n 5937, 5962 and 7446 shown within gallery 1 of this web site.


Horologix



The place to come
for all your Bulle
and Eureka restora-
tion parts.

Contact Peter Smith
Telephone 01454-880825
Telephone 01454-880825
Or Mobile 07969-773480
Email peter_smith@horologix.com

Bulle Clock Serial Number 7495



A close up of the dial and remaining hour hand. The name of the retailer "D.J. Sinclair of Kendal" can also be clearly read. The hour hand will be a Horologix replacement. The hard part will be cleaning the brass dial surround without damaged the anodised aluminium face.


Horologix



The place to come for all your Bulle and Eureka restoration parts.

Contact Peter Smith
 Telephone 01454-880825
 Telephone 01454-880825
 Or Mobile 07969-773480
[Email peter_smith@horologix.com](mailto:peter_smith@horologix.com)

Bulle Clock Serial Number 7495



The photo above shows the magnet, frame base, coil cover and rating nut. The nut will be replaced completely as it will be nigh on impossible to hide any repair. Normally you will find that the centre has been frilled or turned out to decrease the weight, in which case it is possible to insert a new piece with it being obvious when properly done.

The second photo shows the rear of the clock and movement. A little rusty but should not present any real problem in cleaning.

Note the broken suspension and missing Isochron spring.


Horologix



The place to come
for all your Bulle
and Eureka restora-
tion parts.

Contact Peter Smith
Telephone 01454-880825
Telephone 01454-880825
Or Mobile 07969-773480
Email peter_smith@horologix.com

Bulle Clock Serial Number 7495



This doesn't look so good. The coil looks in a bad way and has been "Got at" sometime in the past. The give-away being the string around the winding. The wood core tends to dry out over the years and becomes very brittle with the cheeks being susceptible to breaking away. As can be seen here.

But it should be OK as long as we're careful with it and can limit the rough handling. The coil itself is dead so we will need to disassemble a bit further for investigation.




Horologix



The place to come
for all your Bulle
and Eureka restora-
tion parts.


Contact Peter Smith
Telephone 01454-880825
Or Mobile 07969-773480
Email peter_smith@horologix.com

Bulle Clock Serial Number 7495



The movement, which although dirty and rusty, seems complete and relatively undamaged. Note the single driving pawl and separate gathering piece indicative of early full plate movements.

The fork contact and insulators are worn and will need to be replaced as can be seen here at right. The contact spring is also useless and will be replaced. For interest, note the damper pot (A) reaching over and resting on the fork arbour (B) from the arbour (C) that carries the end stop (D) to the fork arbour. Clocks of slightly later serial numbers, but still with full plate box sections, had this removed leaving the arbour with just the end stop.



The final photo shows the box section I refer to which is used on early clocks up to about serial number 15000. The worm and count wheel are assembled in the box and secured by a small grub screw.

Horologix



The place to come
for all your Bulle
and Eureka restora-
tion parts.

Contact Peter Smith
Telephone 01454-880825
Or Mobile 07969-773480
Email peter_smith@horologix.com

Bulle Clock Serial Number 7495



Above we see the main movement plate which has been completely stripped of all components. You can see the serial number clearly. Note that ring left by the insulating washer. It can sometimes mask the first digit of the serial number so it is always worth while removing the nut and washer and checking for the full serial number.

The photo at right shows the slightly bent centre arbour which has the wheel directly driven by the worn wheel. This arbour holds the hands and it will be very difficult to stop the hands from tilting into the face unless this arbour is straightened. This is quite easy to do by gently striking the concave face with a small hammer until straight.

The lower photo shows that one of the coil cover end caps is also bent and will need straightening.



Horologix



The place to come for all your Bulle and Eureka restoration parts.

Contact Peter Smith
 Telephone 01454-880825
 Or Mobile 07969-773480
[Email peter_smith@horologix.com](mailto:peter_smith@horologix.com)

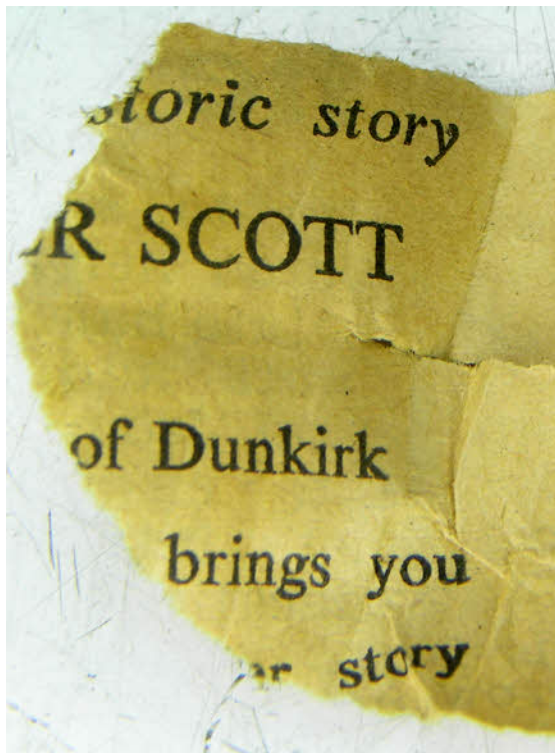
Bulle Clock Serial Number 7495




Above we see the cut up rating nut on the right and the replacement on the left.



Here we have the replacement screw and washers that secure the contact wire to the lower suspension support bracket.



This interesting piece of paper was found in the coil and shows that the clock was probably repaired during the war.



The coil was found to be OK with just the top lead out wire disconnected. The wire was replaced and the coil secured and recovered. The casing is shown here back in place with the new cord winding.


Horologix



The place to come
for all your Bulle
and Eureka restora-
tion parts.

Contact Peter Smith
Telephone 01454-880825
Or Mobile 07969-773480
[Email peter_smith@horologix.com](mailto:peter_smith@horologix.com)

Bulle Clock Serial Number 7495



The photo above shows the cleaned and repaired movement with new contacts on the fork. The new hour hand can also just be seen.

The photo at left shows the new suspension and contact wire.




Horologix



The place to come
for all your Bulle
and Eureka restoration
parts.

Contact Peter Smith
Telephone 01454-880825
Telephone 01454-880825
Or Mobile 07969-773480
Email peter_smith@horologix.com

Bulle Clock Serial Number 7495



*The finished
clock on the
test stand*