

Horologix



The place to come for all your Bulle and Eureka restoration parts.

Contact Peter Smith
Telephone 01454-880825
Or Mobile 07969-773480
[Email peter_smith@horologix.com](mailto:peter_smith@horologix.com)

Bulle Clock Serial Number 5407

*Bulle Clock Serial Number
5407*

Horologix



The place to come
for all your Bulle
and Eureka restora-
tion parts.

Contact Peter Smith
Telephone 01454-880825
Or Mobile 07969-773480
Email peter_smith@horologix.com

Bulle Clock Serial Number 5407



*Photos by kind permission of
the owner.*

A tall "A" type Bulle clock with tubular column for the battery. This is a relatively early example from the first year of production. At first glance it appears to be in a reasonably good condition. Note the magnet support arms are thrusting out on the left though. This may mean its had a hard knock at some time. The dial looks to be almost perfect with no large marks or scrapes. The oblong labels from the front is missing and will be replaced with an Horologix original part. You can just spot the two mounting holes for the label at the bottom of the wooden base. The distance between the two holes proves that it is the earlier oblong labels rather than the shorter oval type.

Horologix



The place to come for all your Bulle and Eureka restoration parts.

Contact Peter Smith
Telephone 01454-880825
Or Mobile 07969-773480
Email peter_smith@horologix.com

Bulle Clock Serial Number 5407



The photo above shows the side and rear of the clock with perhaps an acid burn low down on the tube. The photo top right shows the left hand magnet support pillars are pushed heavily to the left. The last photo shows the bad scoring caused by the pendulum which has been hanging free because the suspension has been broken. This is going to take a fair amount of work to recover.



The magnet support pillars after removal, confirming that they have received a hard knock at some point. They are easily straightened.

Horologix



The place to come for all your Bulle and Eureka restoration parts.

Contact Peter Smith
 Telephone 01454-880825
 Telephone 01454-880825
 Or Mobile 07969-773480
 Email peter_smith@horologix.com

Bulle Clock Serial Number 5407



The presentation plaque provides good dating evidence. This close up of the dial shows it to nice and clean and will not require any major work.



The underside of the base shows the steel door still in place albeit with the small brass knob missing. A replacement will be turned up on the lathe.

The magnet is one of those rare ones with the manufacturers name "Allevard" punched into the side. Evidently this is a famous area of steel manufacture in Southern France.



Horologix




The place to come for all your Bulle and Eureka restoration parts.

Contact Peter Smith
Telephone 01454-880825
Or Mobile 07969-773480
Email peter_smith@horologix.com

Bulle Clock Serial Number 5407



These two photos show the small amount of damage caused by leaking battery acid. The burn through should polish out OK.



The movement shows no signs of any major faults or missing parts



Horologix




The place to come
for all your Bulle
and Eureka restora-
tion parts.

Contact Peter Smith
Telephone 01454-880825
Or Mobile 07969-773480
[Email peter_smith@horologix.com](mailto:peter_smith@horologix.com)

Bulle Clock Serial Number 5407



The partially disassembled movement showing the "Plate and Box Tube" movement. The second photo shows the method of securing the centre wheel by means of the small set screw. The wheel and arbour must be removed before the screw holding the box to the main plate can be removed.



The photo at left shows the contents of the casing. The coil is still in place with the two lead out wires. One is coiled to fit around the cap spacers while the other is seen protruding through the casing at the top. This wire needs to be insulated from the casing and runs through a piece of tube. In this case the tube has completely hardened into a brittle biscuit like structure and disintegrates into dust when touched. It is the reason many of these early clocks fail when the insulation crumbles leaving the lead out wire to touch the case. The cord covering the casing is also flakey and fragile and will be replaced.

Horologix




The place to come for all your Bulle and Eureka restoration parts.

Contact Peter Smith
Telephone 01454-880825
Or Mobile 07969-773480
Email peter_smith@horologix.com

Bulle Clock Serial Number 5407



The photo left, shows the presentation label polished and back in place on the wooden base. All the marks in the wood have been removed and the whole then stained and French Polished.



The fork is in excellent condition with only some old gummed oil (3) around the arbour.. This will be cleaned off with some Methylated spirit. The fibre (1) and the silver contact (2) show no signs of wear at all and will last for another 20 years or so.


Horologix



The place to come for all your Bulle and Eureka restoration parts.

Contact Peter Smith
Telephone 01454-880825
Telephone 01454-880825
Or Mobile 07969-773480
Email peter_smith@horologix.com

Bulle Clock Serial Number 5407



The photo top left shows the suspension assembly with the new contact spring.

The photo above shows the base, magnet and column in position awaiting the pendulum and movement. Note the magnet pillars have been straightened. This clock also originally had 1.00 mm brass stringing which has also been replaced as can be seen immediately above the label.

At left is the finished movement back in position.

Horologix




The place to come
for all your Bulle
and Eureka restora-
tion parts.

Contact Peter Smith
Telephone 01454-880825
Or Mobile 07969-773480
Email peter_smith@horologix.com

Bulle Clock Serial Number 5407



Below we see the base, column, magnet and pendulum all in position and being checked for length and alignment. This is a good time to check the coil and magnet (see video).



I initially thought that the clock was a French version, but on digging out the dial (which was put away safe until the rest of the clock is finished) I realised that it was an English version and so used the "British Horo-Electric" label instead. Below can be seen the battery cover cleaned and sprayed with the new brass "Button" handle in place.




Horologix




The place to come
for all your Bulle
and Eureka restora-
tion parts.

Contact Peter Smith
Telephone 01454-880825
Telephone 01454-880825
Or Mobile 07969-773480
Email peter_smith@horologix.com

Bulle Clock Serial Number 5407



*A couple of photos of the
finished movement in place
behind the cleaned dial.*



Horologix



The place to come for all your Bulle and Eureka restoration parts.

Contact Peter Smith
Telephone 01454-880825
Or Mobile 07969-773480
Email peter_smith@horologix.com

Bulle Clock Serial Number 5407



The hands have been sprayed black as per original. .

The finished clock