

Horologix



The place to come for all your Bulle and Eureka restoration parts.

Contact Peter Smith
Telephone 01454-880825
Or Mobile 07969-773480
[Email peter_smith@horologix.com](mailto:peter_smith@horologix.com)

Bulle Clock Serial Number 256525

Restoration of Bulle Clock Serial Number 256525

Horologix



The place to come
for all your Bulle
and Eureka restora-
tion parts.

Contact Peter Smith
Telephone 01454-880825
Or Mobile 07969-773480
[Email peter_smith@horologix.com](mailto:peter_smith@horologix.com)

Bulle Clock Serial Number 256525



*Photos by kind permission
of the owner.*

The clock as delivered.

A short movement Clockette on a round wooden base. No dome supplied. The first thing to note is the very dry wooden base. There is no colour or polish left on it at all! It must have been stored in a damp environment for quite a while.. The dial is also marked and spotted. Unfortunately, other than sending to a dial restorer, there is not a lot that can be done. But it will seem a lot better once the rest of the clock is clean and the dial surround has been polished. The hands are rusted and pitted but will come up fine once painted..


Horologix




The place to come for all your Bulle and Eureka restoration parts.

Contact Peter Smith
Telephone 01454-880825
Or Mobile 07969-773480
Email peter_smith@horologix.com

Bulle Clock Serial Number 256525



Two photos showing the base and underside after I dislodged the spider colony.



This is quite novel. The silver contact pin has been replaced with a small screw soldered into the brass holder. A new threaded piece of silver will be fitted.



The rest of the clock looks as though someone rejoiced in the use of Brasso! It's everywhere.


Horologix



The place to come for all your Bulle and Eureka restoration parts.

Contact Peter Smith
Telephone 01454-880825
Or Mobile 07969-773480
[Email peter_smith@horologix.com](mailto:peter_smith@horologix.com)

Bulle Clock Serial Number 256525



The movement does look to be in tact with no major parts missing.



The steel screws securing the feet are badly corroded and will be replaced, if I can get them out! The magnet is also quite rusted but will be easily cleaned and restored with fire grate paint.




Horologix



The place to come
for all your Bulle
and Eureka restora-
tion parts.

Contact Peter Smith
Telephone 01454-880825
Or Mobile 07969-773480
Email peter_smith@horologix.com

Bulle Clock Serial Number 256525



The coil lead out wires will need attending to but the coil itself proved OK with a 1120 Ohm resistance reading.

The fork has been worn by the steel screw and the whole fork will need to be replaced. These later forks are almost impossible to repair because of the insulated fibre washers separating the silver contact from the fork. It is a nightmare and far easier to revert to the original fork.


Horologix



The place to come
for all your Bulle
and Eureka restora-
tion parts.

Contact Peter Smith
Telephone 01454-880825
Or Mobile 07969-773480
Email peter_smith@horologix.com

Bulle Clock Serial Number 256525



The serial number of the clock is usually stamped to the right of the hole used to secure the movement to the frame. On early clocks it is usually only found on the front but later clocks were also stamped in the rear.

Note that on some clocks there are tiny washers that space out the front plate to allow some end shake on the centre arbour (minute arbour). Be careful and check for them and how many are on each stud. This particular clock had two on the upper stud and one on the lower as can be seen in the photo above.

This last photo shows the two feet after removed from the base. The wood is now ready to be cleaned, stained and French polished



Horologix




The place to come
for all your Bulle
and Eureka restora-
tion parts.

Contact Peter Smith
Telephone 01454-880825
Telephone 01454-880825
Or Mobile 07969-773480
Email peter_smith@horologix.com

Bulle Clock Serial Number 256525




*The base after staining,
French polishing. The
polish was left for four
or five days before cut-
ting back and waxing.*



*The pendulum cas-
ing after painting
and reassembled on
the frame.*

*The new contact pin has been made from 2mm silver,
threaded 1.4mm and screwed into the brass housing.
The housing was damaged by solder and the steel
screw embedded in it. I had to clean the solder away
and re-thread it for the pin, which needs to be really
secure because of the constant beating it receives from
the fork arbour.*




Horologix




The place to come for all your Bulle and Eureka restoration parts.

Contact Peter Smith
 Telephone 01454-880825
 Telephone 01454-880825
 Or Mobile 07969-773480
 Email peter_smith@horologix.com


Bulle Clock Serial Number 256525



The restored movement back in place in the frame.



New suspension



New screws for the feet


Horologix



The place to come for all your Bulle and Eureka restoration parts.

Contact Peter Smith
Telephone 01454-880825
Or Mobile 07969-773480
Email peter_smith@horologix.com

Bulle Clock Serial Number 256525



The finished clock.

Note that the dial doesn't look half as bad, now that the rest of the clock is looking good and the surround has been polished.